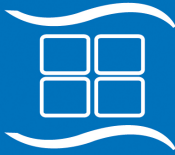



ITT**JETPAK**

CASE ERECTOR

MODEL EXC-107

Specifications:

- Exit height adjustable from 735 - 935mm
- Power supply is Single Phase, 10 amp, 240 Volt
- Power Consumption: 1300W
- Production Output: 12 - 14 Cases/min
- Box Storage capacity: 110 - 180 cases
- Belt speed: 23mtrs/min
- Tape width: 1.5", 2" (3" Tape Head optional)
- Pneumatic Requirement: @ 80psi
- Carton Sizes: 200mm - 500mm (L)
 150mm - 400mm (W)
 120mm - 500mm (H)


CARTON ERECTOR


Machine layout over page

SYDNEY 8 WELDER ROAD
SEVEN HILLS NSW 2147
PH: 02 9674 2222
FAX: 02 9674 2288

MELBOURNE 11- 13 CLEELAND ROAD
OAKLEIGH SOUTH VIC 3167
PH: 03 9544 9777
FAX: 03 9544 5131

WEB www.ittjetpak.com.au

EMAIL info@ittjetpak.com.au



CASE ERECTOR MODEL EXC-107

